



**POOL TOOL COMPANY®**

**Manufacturers of Specialty Tools for the Pool & Spa Trade**

# **PRODUCT CATALOG**

Pool Tool Incorporated  
4848 Colt Street #10, Ventura, CA 93003  
Tel: 805/644-2333 • Toll Free: 800/423-0128  
Fax: 805/644-4711  
Email: [pooltoolinc@sbcglobal.net](mailto:pooltoolinc@sbcglobal.net)  
[pooltool.com](http://pooltool.com)



# Tools & Equipment

to make your life easier

## Featured Items

Removes rails out of anchor sockets.

### Rail Puller

#103



Removes black algae from plaster pool walls.

Snaps onto any tele-pole.



### Black Algae Scraper

#145

### Lid Removing Tool

#110



Ideal for removing those hard to remove lids.

### Light Wedge

#132



Holds light in place when niche tab is stripped or broken.

Helps protect heaters, pool lights, and rails from damage due to galvanic corrosion.



### 2" slip x slip Zinc Anode

#104-D

For CT-3 and Anchor Type Handrails

### Handrail Stabilizing Plugs

#136-A/B



### Magnetic Pole Tips

#112-S/P



Picks up objects with ease that are too small for your net

### Skim Weir Conversion

#130



For broken or missing weir blades. Adapter snaps into skimmer basket allowing the use of a circular weir.

Solving pool and spa problems for over 35 years!




**Pool Tool Company®**

### Pool Tool Company®

is a manufacturer of specialty tools for pool/spa service and repair procedures. Established in 1965 as a subsidiary of a Southern California based pool service and repair company, Pool Tool Company started out with one product. Today, Pool Tool manufactures many different time-saving, problem-solving tools for the pool service professional and repair industry. Many of these tools are unique and designed to make your job easier... saving you time and money.

Any questions, please contact Herb.

805.644.2333 • pooltool.com





# ZINC ANODES

## A must for salt water pools!

### How it Works

The in-line zinc anode is attached to the bonding wire, thereby protecting all metal parts (heaters, lights, rails, etc.) from galvanic corrosion. Zinc anodes will sacrifice themselves and corrode before all other metals in the pool. Zinc anodes need to be replaced approximately every 3 years.

### Helps Prevent

- Plaster Discoloration
- Metal Erosion
- Heater Damage
- Black Stains

### Reasons for using Zinc Anodes in chlorine-generated salt water pools

- Any time you have different metals (copper, stainless steel, etc.) in a salt water pool, you create a battery. Some amount of current flows between the metals.
- The electrons that make up the current are supplied by one of the metals, giving up bits of itself in the form of metal ions to the pool water. This is called galvanic corrosion. Galvanic corrosion causes plaster discoloration and metal erosion.
- The best way to inhibit the effect of galvanic corrosion is to use a zinc anode.
- Zinc is a metal that gives up its metal ions faster than other metals in the pool.
- In other words, the zinc anode will erode instead of other metals (pool light, rails, heater, light niche, ladder, etc.). The zinc ions will not discolor the pool plaster.
- The zinc anode should be replaced after half of it has eroded. This takes approximately 3 years.



**PART# 104-C**  
1.5" & 2"  
Retrofit



**PART# 104D-Spigot**  
Fits into any standard 2"  
Tee



**PART# 104-D**  
2" Slip x Slip  
New Install



**PART# 104R-Kit**  
Replacement Anode  
**Includes:**  
• O Ring  
• Cap  
• Thru Bolt  
• Anode

## Zinc Anode Weight

No. 104-A

Stop metal and plaster corrosion!  
A must for salt water pools!

Zinc Anode Weight was designed to stop metal erosion, and plaster discoloration due to galvanic corrosion.

Bolts permanently inside or outside any skimmer basket.  
Keeps skimmer basket in place.



## Rail Protecting Zinc Anode

No. 104-B

Elimates plaster staining and metal corrosion due to galvanic corrosion

Permanently bolts to ladder or grab rail below water line.

A must for salt water pools.



## Inline Zinc Anode

No. 104-C

The inline zinc anode is attached to the bonding wire thereby protecting all metal parts against the effects of galvanic corrosion.

The see through housing allows the anode to be easily replaced when depleted. No replumbing required. A must for salt water pools.

Replacement Anode (No. 104R-KIT)



Available in 1-1/2" and 2".



## 2" Slip x Slip Inline Zinc Anode

NO. 104-D



Helps protect heaters, pool lights and rails from damage due to galvanic corrosion.

Inline zinc anode for new installations - 4 feet of #8 copper bonding wire included.

## Zinc Anode Pool Light Protector

NO. 104-F



Anti Electrolysis Zinc Anode helps protect pool lights from damage due to galvanic corrosion.

- Black stain around pool light.
- Erosion of the stainless steel light & niche.
- Discoloration of the chrome face plate.

## ZINC ANODE SPIGOT

NO.104D-Spigot

Stop pool corrosion

Slips into any 2" Tee! The inline zinc anode is attached to the bonding wire thereby protecting all metal parts against the effects of galvanic corrosion. The see through housing allows the anode to be easily replaced when depleted.





## ZINC ANODE REPLACEMENT KIT

NO. 104R-KIT

The Zinc Anode will sacrifice itself and corrode before all other metals in the pool. In doing so, the anode protects other metal parts from galvanic corrosion. The Zinc Anode will need to be replaced approximately every 3 years or when it is 1/2 its original size.

\* Replacement Kit Includes Zinc Anode, Thru Rod, New Cap, "O" Ring

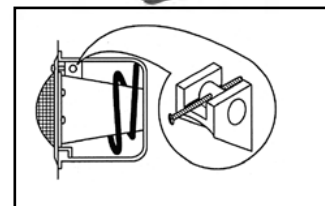


## LIGHT WEDGE

NO.132

Holds pool light in when niche tab is stripped or broken. Fits all lights. Keep one in your truck!

- The LightWedge is an inexpensive way to fix broken niche tab.
- It's easy to use and can be installed in less than five minutes!
- Made with corrosion resistant polypropylene with a stainless steel screw.

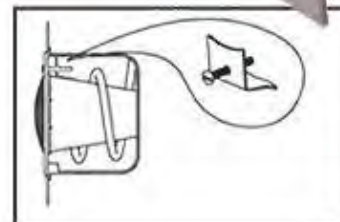


## POOL LIGHT SECURITY CLIP

NO.132-A

Holds pool light in when niche tab is stripped or broken. Fits all lights. Made from Stainless Steel to provide bonding integrity.

- Made from Stainless Steel to provide bonding integrity.
- An inexpensive way to fix broken niche tab.
- It's easy to use and can be installed in less than five minutes!

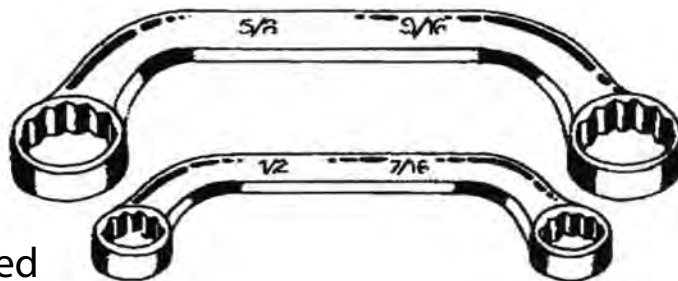




## OBSTRUCTION WRENCHES No. 133

### 2 Piece SAE Obstruction Wrench set.

- "Half moon" shape for accessing hard to reach places.
- Drop forged, heat treated, chrome plated steel for a long corrosion resistant life.
- Fits all popular pool & spa nut and bolt sizes: 7/16", 1/2", 9/16" and 5/8".



## Lid Removing Tool No. 110

Excellent for removing the tightest most stubborn lids.

The popular PoolTool Lid Removing Tool is specially designed to remove Sta-Rite, American Products, Swim-Quip and Hayward strainer lids with ease. Its simple design is light weight yet strong enough to provide a lifetime of service and we guarantee it! Made in the U.S.A. of zinc plated steel.



## Clamp Knob Wrench NO.143

Removes or tightens clamp knobs on filter tank lids and pump strainer lids.

To insure even tightening, extra heavy handle can be used to tap clamp band. Made in the U.S.A. of high quality cast stainless steel. 9" long and 3lbs.



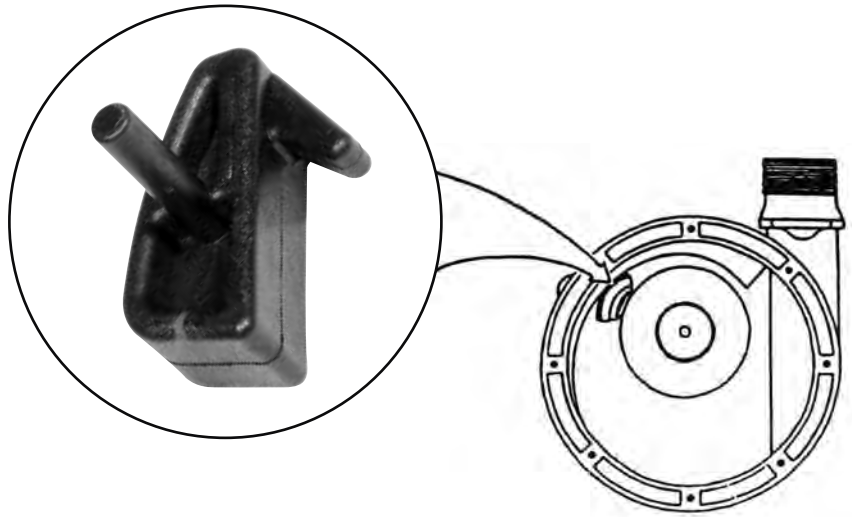


## Impeller Wedge NO.111

Designed especially for portable spa booster pumps.

Prevents impeller from moving while turning armature counter-clockwise so impeller will unscrew.

Made in U.S.A.




## Motor Bearing Puller NO.117

Easily removes the most stubborn bearings

The unique design allows the puller fingers to fit behind all pool motor bearings.

Armature protector included.

Made in U.S.A.



## 1/8" Hex Wrench Holder NO.118

Back by popular demand!

Stainless steel holder with sliding handle for leverage. Tap end of holder with a hammer to loosen tight set screws.

Made in U.S.A.



7"  
Over All Length

1/8" Replacement Hex Wrench (No. 119)

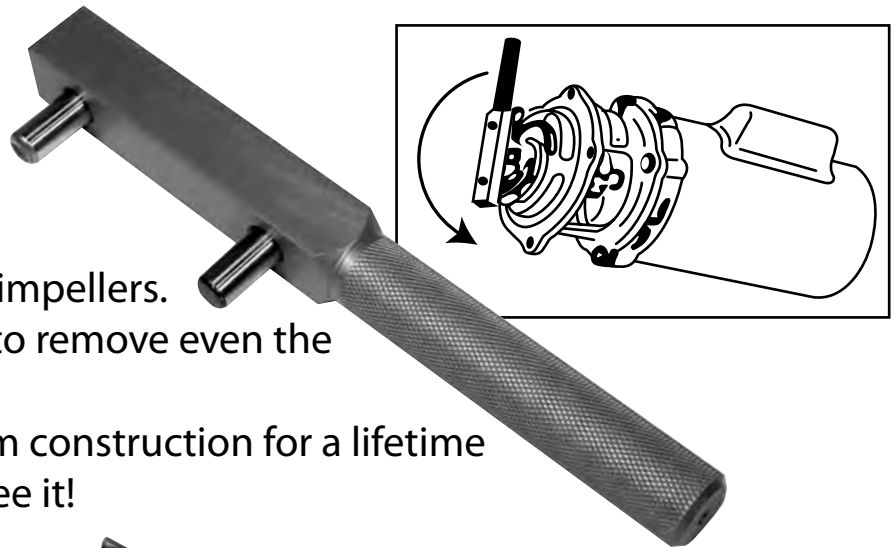
# Impeller Wrenches

No. 101 & 127

PoolTool Impeller Wrenches will save time on most pump repair jobs by effortlessly removing pump impellers.

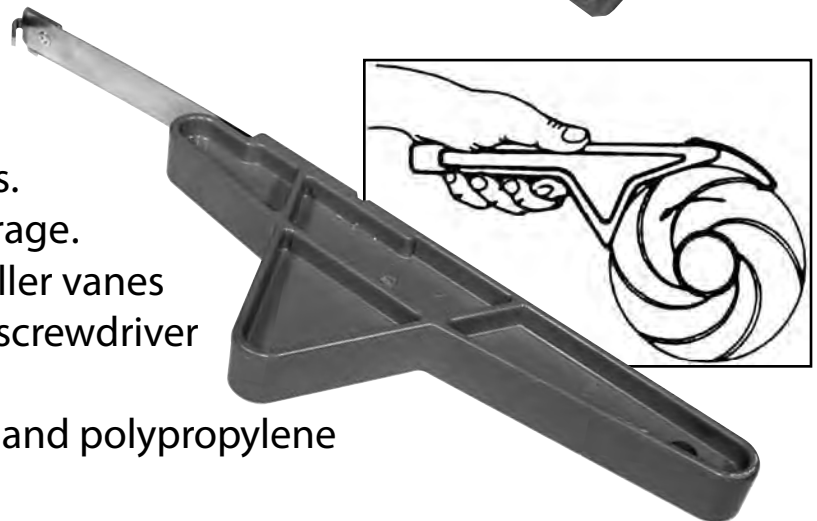
## OPEN IMPELLER WRENCH NO. 101

- Easy to use.
- Will not damage impeller.
- Versatile, fits all open faced impellers.
- Provides enough leverage to remove even the most stubborn impellers.
- Rugged steel and aluminum construction for a lifetime of service, and we guarantee it!



## CLOSED IMPELLER WRENCH NO. 127

- Versatile, fits all closed impellers.
- Large handle for excellent leverage.
- Will not cause damage to impeller vanes as would be caused by using a screwdriver to turn impeller.
- Made of durable stainless steel and polypropylene for years of service.

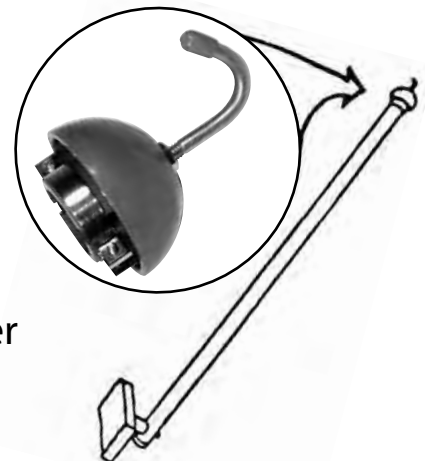


## Plug-n-Hook

NO.152

A back saving tool!

- Fits any tile brush handle.
- Hook removes skimmer lids and baskets without bending over.
- Designed to plug one skimmer on multiple skimmer systems to increase suction while vacuuming.






# Handrail, Grabrail, & Ladder Repair

## Ring Rail Stabilizing Plug

**No. 140**

The anchor will crush the rail causing it to become unstable. Plugs round out the rail providing a strong surface for the anchor.

For use on  
S.R. Smith  
#RRH-100-B



Set of four  
machined  
**aluminum**  
plugs.

## Carbon Fiber Handrail Stabilizing Plug

Space age carbon fiber is stronger than aluminum. They do not break, shatter, or corrode. and will last a lifetime!

The plug rounds and strengthens the handrail end so it can be anchored securely.

**Comes in two sizes:**

**136-A**.....1.90"  
**136-B**.....1.875"



## Aluminum Handrail Stabilizing Plug for Anchor Handrails


**No. 144-A for 1.900" ID**

Anchor type handrails are often crushed at the end by the underground anchor causing the handrail to loosen and become unstable.

Sizing gauge included.

When

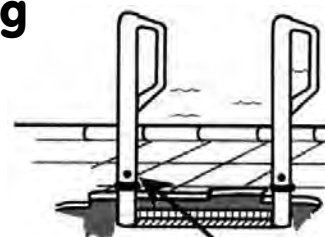
hammered into the crushed end of the handrail, the Handrail Stabilizing Plug rounds it out and provides a permanent supporting surface for the anchor to tighten against.



## Handrail Stabilizing Plug

**No. 148**

The jig that supports Fig. 4 type handrails collapses slightly when used, causing the through bolt and handrail to loosen.




The Fig. 4 Stabilizing Plug, when tapped into the jig, prevents the jig from collapsing and creates a solid area to tighten the nut and bolt against.

## Deck Anchor Repair Plate

No. 146

Stainless steel plate provides a strong base for the wedge to pull up against. Also guarantees proper electric bonding.

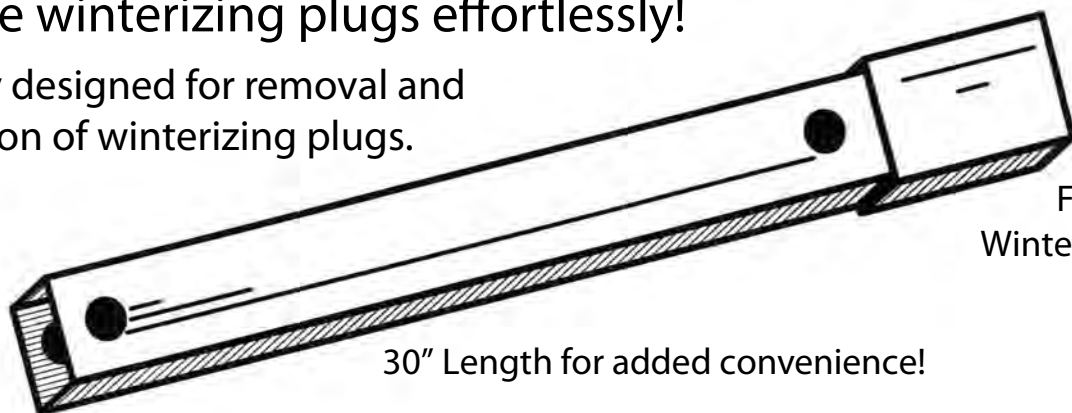


## Plug Removing Tool

No. 147

Remove winterizing plugs effortlessly!

Specially designed for removal and installation of winterizing plugs.



Fits 2" Winterizing Plug

30" Length for added convenience!

Fits 1 1/2" Winterizing Plug

## Closed Impeller Kit

No. 141

Unclog hard to clean closed face impellers!

No more clogged impellers!

Impeller Pick slides smoothly into veins of closed face impellers.

Impeller Tweezers specially designed with a 45 degree angle to remove debris caught in the center of closed face impellers.

Pouch is designed to be reusable and to help prevent loss of tools.

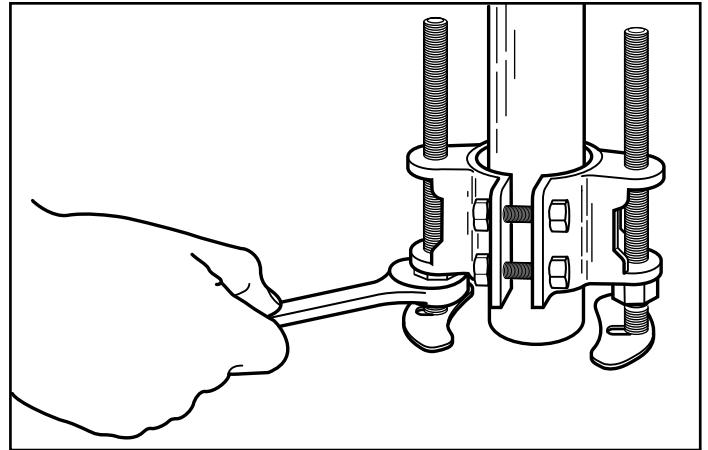





## Rail Puller

NO.103

For hard to remove  
grab rails or ladders




Forged steel puller bolts around Grab Rail or Ladder. Just use a 7/8" open end wrench and tighten nuts evenly. The puller will lift the rail out of the anchor socket.

Made in USA, Patent Pending.

## Skimmer Weir Conversion

NO.130

Broken or missing weir blades?  
Solution: Convert your U-3  
type skimmer into  
a circular weir.



Adapter snaps into skimmer basket,  
allowing the use of a circular weir.  
Patent Pending

## T-Wrenches

NO.114 & 115

Handy, long lasting  
T-Handle Hex Wrenches  
for the pool and spa repair  
and service trades.

1/8" & 5/32"

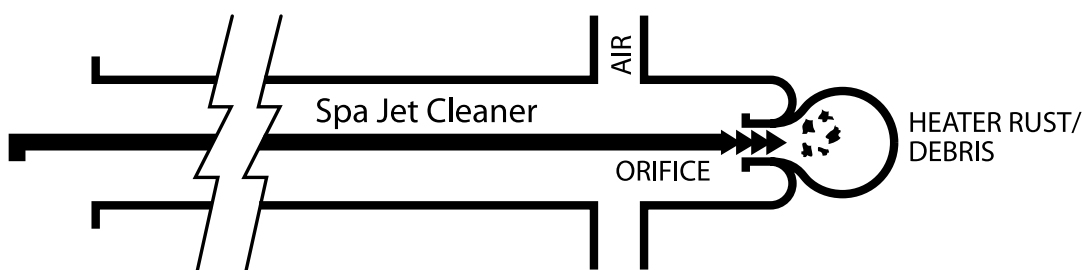
- Continuous one piece construction with integral loop handle, provides maximum torque even in areas that are hard to reach.
- Made to close tolerances of high quality chrome nickel alloy steel.
- Hardened and tempered by a special martempering process for maximum strength.
- Long 6" length for accessing hard to reach set screws. This extra long length makes it possible to grind wrench down to a new edge many times.



## Spa Jet Cleaner NO.138

Cleans out hard to reach spa jet orifices.

- Specially designed barbed end to make cleaning clogged jets easy.
- 3 feet long to reach any spa jet orifice.
- Will not corrode.





## Armature Holding Tool

NO.128

For repairing and rebuilding of Century and Franklin pump motors.

- With the Pool Tool Armature Holding Tool you can hold old style Century and Franklin armatures in place for impeller removal.
- Unlike a screwdriver, this inexpensive tool is machined to precisely fit the slotted end of the armature so it will not slip out and strip the slot.
- This tool fits a 1/2" socket wrench for excellent leverage to remove even the most stubborn impellers.

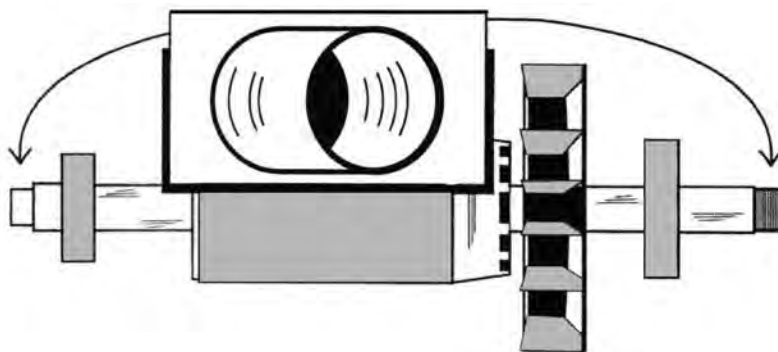


## Armature Protector

NO.120

Steel cup protects armature ends from bearing puller damage.


Made in the U.S.A. of machine cold rolled steel.



## Diverter Removing Tool

NO.126

Skimmer diverter valves may get stuck in one position. The removing tool fits into any brass or plastic diverter and easily loosens it. Fits on any 3/8 drive socket extension.



18" 3/8 drive socket extension (No. 126A)

## EYE BALL SEAT REMOVAL TOOL



Extra long design reaches deep into fitting to get in recesses slots or provides extra leverage. Any standard 1 -1/2" wall fitting with slots on sides.

NO.181

## ANCHOR CUP WIRE BRUSH



Removes corrosion from inside deck anchor cups

NO.190

## MAIN DRAIN SUCTION MAT

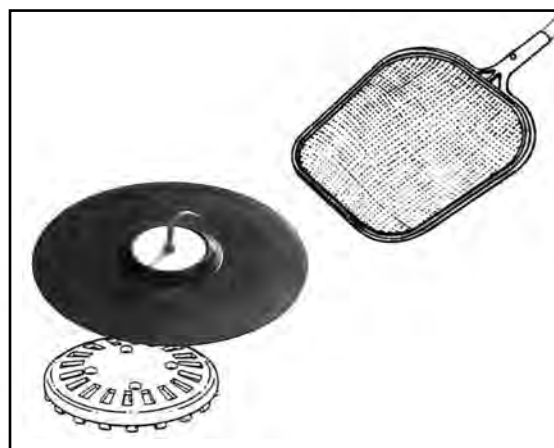
NO.125

**NEW!** Creates more suction at the skimmer!

- The Main Drain Suction Mat covers main drain to create more suction at the skimmer for easier vacuuming.
- Use net to push mat into place and to catch hook for easy removal.
- Made of flexible PVC with a stainless steel hook.



12" Diameter



## MAIN DRAIN TEST MAT

NO.125-A

The Main Drain Test Mat connects to the telescopic pole and covers main drain to allow periodic testing of a SVRS Device.

- Flexible P.V.C.
- Attaches to standard pool pole.

Local Building Codes require periodic testing of Safety Vacuum Release Systems.



18" Diameter



# Main Drain Cover Test Hook

No. 122

Used in compliance with the new VGB rules.



## Magnetic Pole Tips

No. 112-S & 112-P

Pick up nails and other metal objects that are too small to be scooped up by your net and that would otherwise cause ugly, hard-to-remove rust stains.

- Two styles to choose from: Standard 112-S or Professional 112-P
- Durable plastic with a powerful built in ceramic magnet. Will not corrode.
- Bright orange color allows pool men to legally carry poles that extend beyond the end of their pick-up trucks.



112-P

112-S



## Magnetic Pole Adapter

No. 112 A



Snaps onto the end of your Tele-Pole. Picks up metal objects that will cause hard to remove rust stains.

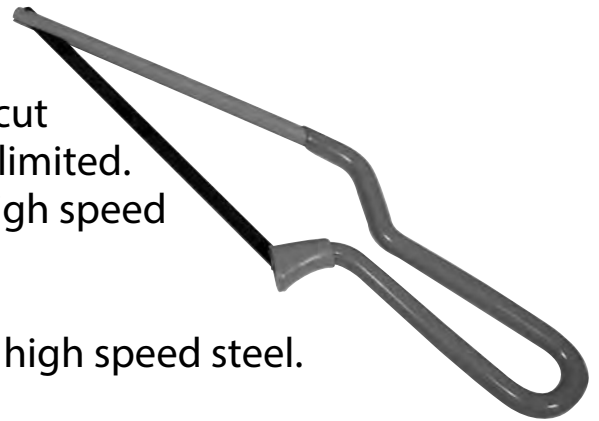
## MINI SAW

NO.121

Mini Hacksaw for tight spot.

- This useful hacksaw has a 6" blade to easily cut through PVC or copper pipe where space is limited.
- Brightly finished spring steel frame with a high speed steel blade and a rubber finger guard.

Replacement Blades (NO.121-R) : Long lasting high speed steel. 32 teeth per inch. Package of ten.



## "O" RING PICK

NO.134

An extremely handy inexpensive little tool!

- Makes removal and installation of "O" rings a real snap.
- Will not damage "O" ring groove.
- Spring steel. Will not bend or break.
- Made in U.S.A



## STAINLESS STEEL DECK ANCHOR CUP

NO. PT-600

### A MUST FOR SALT WATER POOLS

Made with #304 Stainless Steel



Stainless Steel Deck Anchor Cup is designed to eliminate the problem of galvanic corrosion between two different metals in contact with each other. A stainless steel rail in a brass or aluminum anchor cup will fuse together making the removal of the rail impossible. Eliminate this serious problem in salt water pools! Fits standard size 1.90" handrails and ladders.



## PVC WIRE SAW

NO.139

PVC Pipe Cutter, perfect for tight spots and for quick cuts.

No more relying on your hacksaw. The PVC Wire Saw cuts faster and easier and only needs 1/4" clearance in tight spots.

Although the PVC Wire Saw cuts with friction-produced heat, it easily cuts through water-filled pipes.



## BLACK ALGAE SCRAPER

NO.145

PoolTool's new Black Algae Scraper is an easy way to remove black algae from plaster pools, and is more effective than a wire brush.

The Black Algae Scraper snaps onto any tele-pole and easily scrapes the algae off pool. It is also helpful for smoothing rough calcium deposits.



## #104-PS SPIGOT PORTABLE SPA ANODE

The 104-PS Zinc Sacrificial Anode is designed to protect all metal parts (heater, pump, seal and shaft) against corrosion (electrolysis) in portable spas using a salt chlorine generator.



The #104-PS SPIGOT allows the anode chamber to be glued into a 1" tee.

Note: A 1 1/2" or 2" tee can be reduced to accept the 1" spigot.



## #104-PS PORTABLE SPA ANODE

The #104-PS can be installed on **2in PVC Flex** or **2in PVC Rigid** pipe.



### PARTS INCLUDED

1. Flex PVC Support Fitting
2. Bracket
3. Anode Chamber



**POOL TOOL COMPANY®**

**Office**

4848 Colt Street, Suite 10  
Ventura, CA 93003

**Email**

[pooltoolinc@sbcglobal.net](mailto:pooltoolinc@sbcglobal.net)

**Phone**

805.644.2333

**Fax**

805.644.4711

**Website**

[pooltool.com](http://pooltool.com)

---

**Products are proudly made in the USA**